

DRINKS | Drink Cabinets

DRINK COOLER ▶ DC LINE ▶ HINGED DOORS ▶ BLACK



GENERAL FEATURES

- 1050 Lt. Total view drink cooler
- Black coated steel for internal and external side
- Ventilated Cooling
- Automatic compressor cycle defrost
- Foaming Agent Cyclopentane (45mm per side)
- Digital Thermostat
- Removable Gasket
- Independent switch for internal light
- Toughened safety glass
- Anti-condensation double layer glass
- Self closing door and lock fitted as a standard
- Adjustable shelves: 10 Pcs
- N.4 Wheels for easy positioning + N.2 feet anti-tilted
- Energy efficiency class: B

TECHNICAL SPECIFICATIONS











Capacity	805 L
Temperature	M2 (-1°C-+7°C)
Consumption	3.8 kWh/24h
Rated Power	450W
Noise level	58 dB(A)
Net Weight	128.00 Kg
Gross Weight	138.00 Kg
External Dimensions (WxDxH mm)	1120x597x1983
Internal Dimensions (WxDxH mm)	1030x480x1805
Packaging dimensions (WxDxH mm)	1175x650x2020
Loading quantities 20'/40'/40'HQ	18/36/36

CERTIFICATION





CE  RoHS

DC 1050B

 **CUSTOMIZATION AVAILABLE**
PERSONALIZZAZIONE DISPONIBILE

 45 mm	 M2	 -1°C +7°C	 B ENERGY CLASS	 3 +25°C/60RH
 LED				 GAS R290

DETAILS

 Bottom hole for easily clean and dry the item	 Ventilated unit	 Inner LED light
 Lock fitted as standard		

PRODUCT DIMENSIONS

